

Tourism Potential and Prospects in Nainital District: A Comprehensive Analysis of Tourist Behavior and Destination Development

Amarnath Rastogi¹, Pushpa Pant²

¹Research Scholar, Department of Geography, M.B. Govt. P.G. College, Haldwani

²Assistant Professor, Department of Geography, M.B. Govt. P.G. College, Haldwani

Gmail:-amarnathrastogi183@gmail.com

Abstract

Nainital, a prominent hill station nestled in the Himalayan foothills, represents one of India's most significant tourist destinations. Located 36 kilometers from Kathgodam—the gateway to the Himalayas—this picturesque region attracts thousands of visitors annually seeking respite from urban life and extreme weather conditions. This study examines tourist response patterns, preferences, and flow trends in Nainital district through comprehensive primary and secondary data analysis. The research encompasses Nainital town and its surrounding areas, utilizing mixed-method approaches including structured questionnaires, interviews, and statistical trend analysis. The findings reveal significant insights into tourist demographics, motivations, and behavioral patterns, while highlighting the substantial impact of external factors such as the COVID-19 pandemic on tourism dynamics.

Keywords: Tourism development, main attraction places, tourist response, conclusion

Introduction

Tourism has evolved from a luxury activity to a fundamental component of global economic development, representing one of the world's fastest-growing industries (UNWTO, 1995). The World Tourism Organization defines tourism as "the activities of persons travelling to and staying in places outside their usual environment for not more than one consecutive year for leisure, business or other purposes." This industry serves multiple functions: generating substantial government revenue, creating direct and indirect employment opportunities, and catalyzing infrastructure development in destination regions.

The study area encompasses Nainital district, situated between latitudes 29°15' to 29°50' North and longitudes 79° to 80°30' East within the south-central section of the Kumaun Himalayas. Nainital town serves as the primary tourist hub, functioning as a well-established and continuously developing resort destination that channels significant tourist traffic throughout the region. Popularly known as the "Lake City," Nainital is distinguished by its numerous natural lakes, temperate climate, scenic vistas, and diverse flora and fauna. The verdant hills surrounding the city create an attractive landscape that draws thousands of domestic and international visitors annually. This destination has become integral to the region's economy, contributing significantly to the state's GDP while providing substantial employment opportunities for local communities. The mountainous terrain and forest coverage that characterize much of Nainital district limit industrial development, making

tourism the primary economic driver. This dependence on tourism underscores the importance of understanding visitor perceptions, preferences, and behavioral patterns to optimize service delivery and destination management strategies.

Research Objectives

This study aims to achieve the following objectives:

- To identify and evaluate significant tourist attractions within Nainital district.
- To analyze tourist responses regarding purpose and frequency of visits, recreational preferences and activities, demographic characteristics, transportation choices, accommodation preferences, tourist Service satisfaction levels etc.
- To examine domestic and international tourist arrival patterns from 2010 to 2021, identifying growth trends and influential factors.

Methodology and Data Collection

This study employs a mixed-method approach, incorporating both quantitative and qualitative research techniques to ensure comprehensive data collection and analysis. This research paper includes both primary and secondary source of data. Primary Data was collected through structured questionnaires and personal interviews with 50 tourists during the peak season (April-May 2023). The survey was conducted in Nainital town and surrounding areas to capture diverse tourist perspectives. On the other hand, secondary data has been obtained from multiple sources including Government Tourism Departments, District Tourism Office, Nainital, academic journals and publications, official tourism websites and statistical databases, newspaper reports and digital media etc.

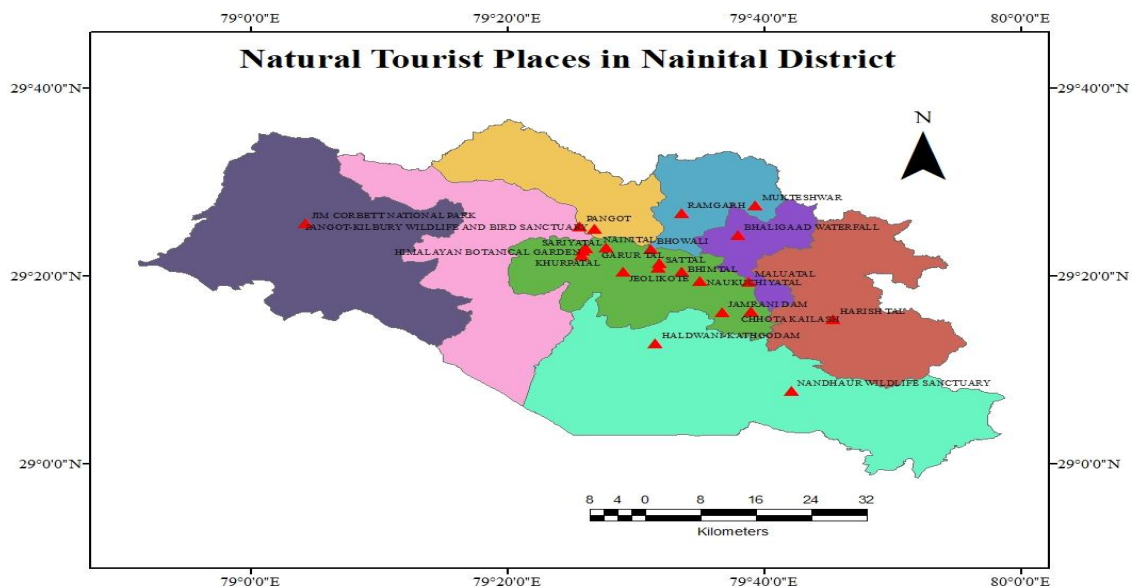
Sampling Method and Data Analysis

A convenience sampling method was employed during the peak tourist season to ensure maximum respondent availability and diversity in tourist demographics. Statistical analysis was conducted using descriptive statistics, percentage calculations, and trend analysis. Data visualization through tables and diagrams enhances presentation clarity and interpretability.

Main Tourist Attractions in Nainital District

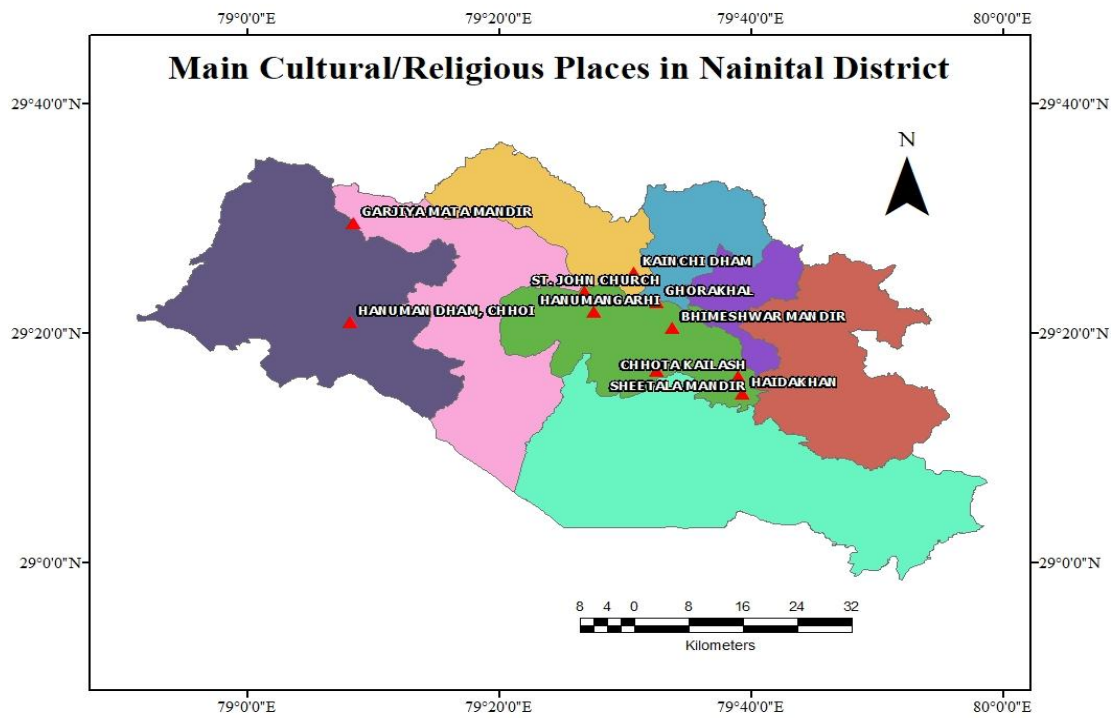
- **Naini Lake:-** The crescent-shaped Naini Lake serves as Nainital's primary attraction, offering boating facilities and scenic beauty. The lake's temperate microclimate provides relief for visitors from high-temperature regions, particularly during summer months (April-June).
- **Snow View Point:-** Located 2.5 kilometers from town center at 2,270 meters elevation, this viewpoint offers panoramic vistas of snow-capped Himalayan peaks. Accessibility is enhanced through both road and ropeway connections.

- **Naina Peak (China Peak):** Situated at 2,611 meters elevation and approximately 6 kilometers from town, Naina Peak represents the highest accessible point, providing comprehensive views of the Himalayan range and the entire township.
- **Bhimtal Lake:** Situated at 1,370 meters elevation, featuring a central island with an aquarium facility. The location supports paragliding activities along the Bhimtal-Jangligaon route.
- **Naukuchiatal:** Located at 1,212 meters elevation southeast of Bhimtal, this nine-cornered lake holds cultural significance and supports diverse wildlife. Various water sports including boating, parasailing, and fishing are available.
- **Sattal:** An interconnected system of seven freshwater lakes at 1,370 meters elevation, characterized by dense oak and pine forests. Located 23 kilometers from Nainital, it offers multiple recreational activities and dining facilities.



- **Jim Corbett National Park:** Established in 1936 as India's first national park, Corbett spans portions of both Pauri Garhwal and Nainital districts. Located 62 kilometers from Nainital at the Himalayan foothills, it offers tiger and leopard viewing through organized jeep safaris. Additional attractions include Corbett Falls, Corbett Museum, Sonanadi Wildlife Sanctuary, and Garjiya Devi Temple.
- **Pangot:** Located 13 kilometers from town, this area shelters diverse avian species including Slaty-black Forktail and Lammergeyer. Trekking routes to Naina Peak originate from this location.
- **Kilbury Bird Sanctuary:** Situated at 2,200 meters elevation within dense forest, housing approximately 580 bird species. Optimal visiting period extends from April to June.

- **Governor's House (Raj Bhavan);** Constructed between 1897-1900 during British rule this 113-room two-story structure is located 4 kilometers from Tallital Bus Station, representing significant colonial architecture.
- **Naina Devi Temple:** Dedicated to the local deity Naina Devi, this temple is considered one of the Shakti Peethas, housing three deities: Goddess Kali, Lord Ganesha, and the central Naina Devi representation.
- **Kainchi Dham Temple:** Located 45 kilometers from Haldwani on the Almora route, this Hanuman temple was established in the 1960s by Saint Neem Karoli Baba.
- **Golu Devta Temple:** Situated in Ghorakhal near Bhowali, 23 kilometers from Kathgodam, this temple dedicated to Lord Shiva's incarnation features unique petition rituals using stamp paper and bell offerings.



Results and Analysis

Tourist Demographics and Behavior

Table 1 Purpose of Visits

Purpose	Number	Percentage
Pleasure	15	30
Recreation and adventure	21	42
Business	4	8
Study Tour	5	10

Pilgrimage /Temple	3	6
Friends and Relatives	2	4
Total	50	100

Source: Field Survey, 2023

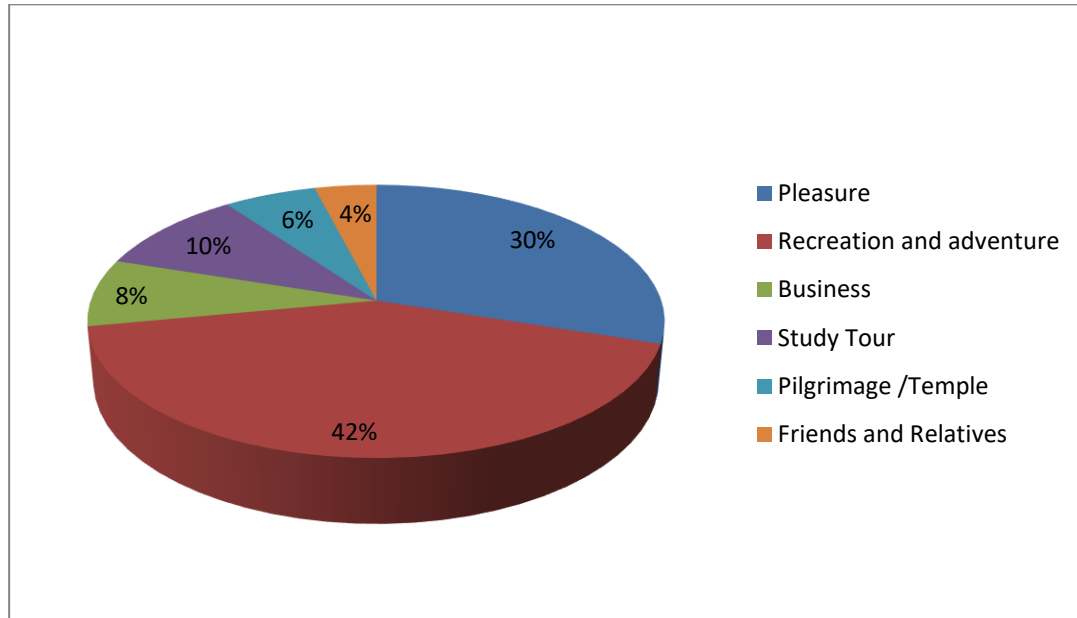


Diagram -1 Purpose of Visit

The purpose of visit to any tourist destination varies from one tourist to other tourist. Tourist generally moves in group or family, and all the members of the group or family may not have the same single purpose for the visits. Some of them have only intention of accompanying their friends and relatives. Table number 1 shows that the recreation and adventure (42%) is the most significant reason for visiting Nainital and its surrounding. It is followed by pleasure (30%), study tour(10%) ,business tour(8%),pilgrimage or temple visit(6%). Only 4% out of 50 tourist said that they visit destination just to meet relatives and friends. Survey results indicate that recreation and adventure activities constitute the primary motivation for 42% of visitors.

Table 2 Frequency of Visit

Frequency	Number	Percentage
For the first time	15	30
Twice	9	18
Thrice or more than thrice	26	52
Total	50	100

Source: Field Survey, 2023

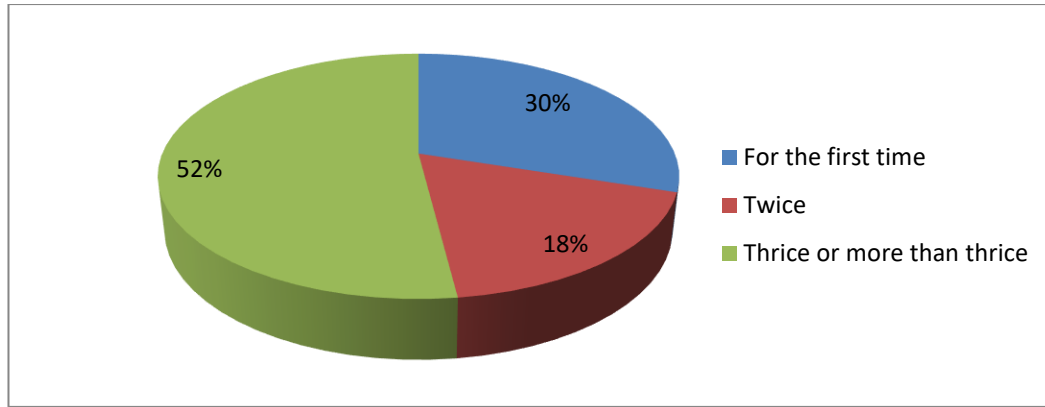


Diagram 2 Frequency of Visit

The frequency of visit tells the number of visits by the tourist in a particular period of time to a particular tourist region. Table 2 reveals that the region has received scores of tourist who visited the region in which some visited for the first time while others has visited innumerable time. From the table it is found that about 30% out of 50 tourists questioned visited the region for the first time. 52% respondent reveals that they travelled the region thrice or more than thrice. Only 18% of 50 respondent said they visited the site for the second time only.

Table 3 Recreation Activities

Recreational Activities	Number	Percentage (%)
Boating/yachting	30	60
Natural site seeing	12	24
Horse riding	4	8
Cinema /cultural activities	0	0
Sports	4	8
Total	50	100

Source: Field Survey2023

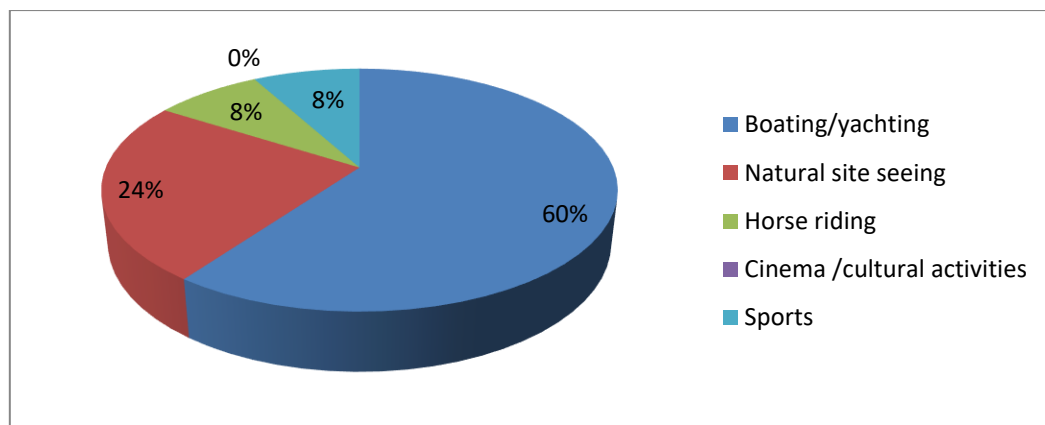


Diagram-3 Recreation Activities

Having the enchanting beauty of lakes, the region provides access for boating and yatching as the most important means of recreation for the tourist visiting the region. About 60% (30 tourist out of 50) respondents told that they visit the region just to enjoy the boating in the lake surrounded by beautiful mountains. Natural sightseeing (24%) is another important motive of the tourist to visit such hilly areas. This is followed by horse riding (8%) and sports activities (8%) in the region. It is found that no one was in watching cinemas during their visit.

Table 4 Age Structure

Age	Number	Percentage
Below 20 years	16	32
20 to 40 years	24	48
40 to 60 years	8	16
Above 60 years	2	4
Total	50	100

Source: Field Survey, 2023

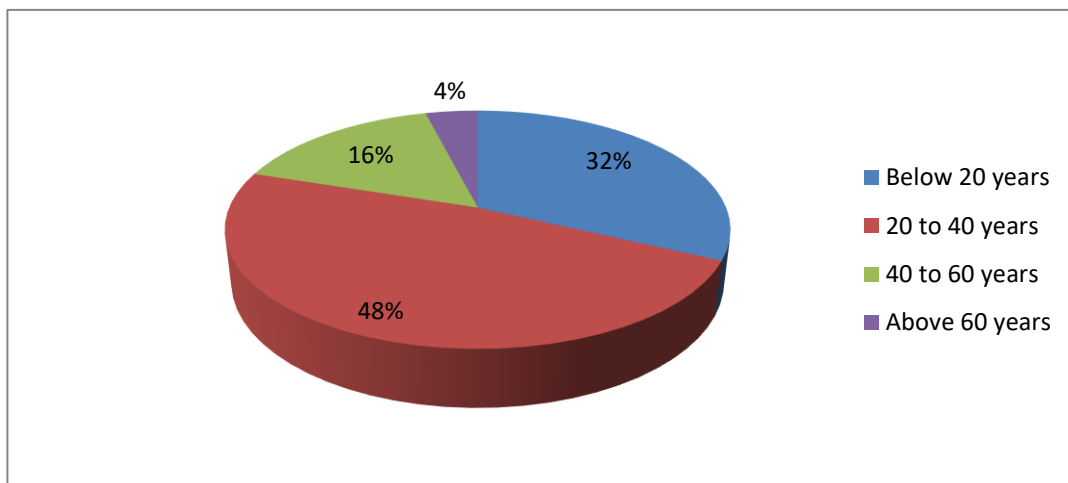


Diagram 4 Age Structure

It is very common through visual observation as well as the supporting data (TABLE - 4) that the middle age group had a dominant position. From the table below it is found that about 24 tourist out of 50 (48%) belong to age group between 20 to 40 year of age visit Nainital. The another dominating group is aged below 20 years of age that is young tourist(32%) followed by aged between 40 to 60 that is just 16% of the 50 tourist. Only 4% that is only 2 tourists was found above 60 years of aged.

Modes of Transportation

Modes of transport plays very important role in the development of any region. Particularly in terms of tourism, transport had very crucial role to attract tourism from different parts of the country as well as abroad. Without the development of means of transport, tourism has no future to survive.

Table 5 Mode of Transportation

Mode of Transportation	Number	Percentage
Personal car	25	50
Bike	6	12
Government transport	12	24
Travel agency	2	4
Rent taxi	5	10
Total	50	100

Source: Field Survey, 2023

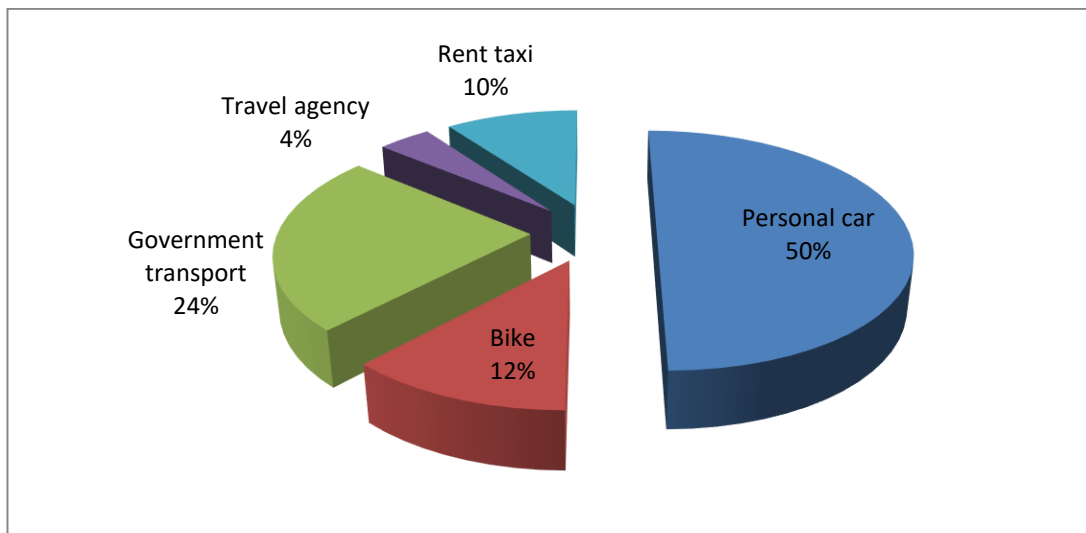


Diagram-5 Mode of Transportation

When asked about the choice of preference by the tourist about the mode of transport they used to travel in, their responses were displayed in the table below. It was found that 50% of the tourist visiting the region prefer to travel by government transport facilities like buses, public rental taxis etc. Many tourists avoid travelling by buses with their families because of overcrowding. Such categories of person used their own personal cars or bikes to travel hassle free. Out of 50 respondents, 25 (50%) person used their personal cars followed by 12 (24%) by government transport and about 12% (6 person out of 50 tourist) travelled by bikes. Only 10 percent used rental cars and just 4 percent visited through travel agency.

Table 6 Types of Accommodation

Accommodation Types	Number	Percentage
Hotel	32	64

Dharmashala	5	10
Government rest house	2	4
Rental house	4	8
Friends and relative	7	14
Total	50	100

Source: Field Survey, 2023

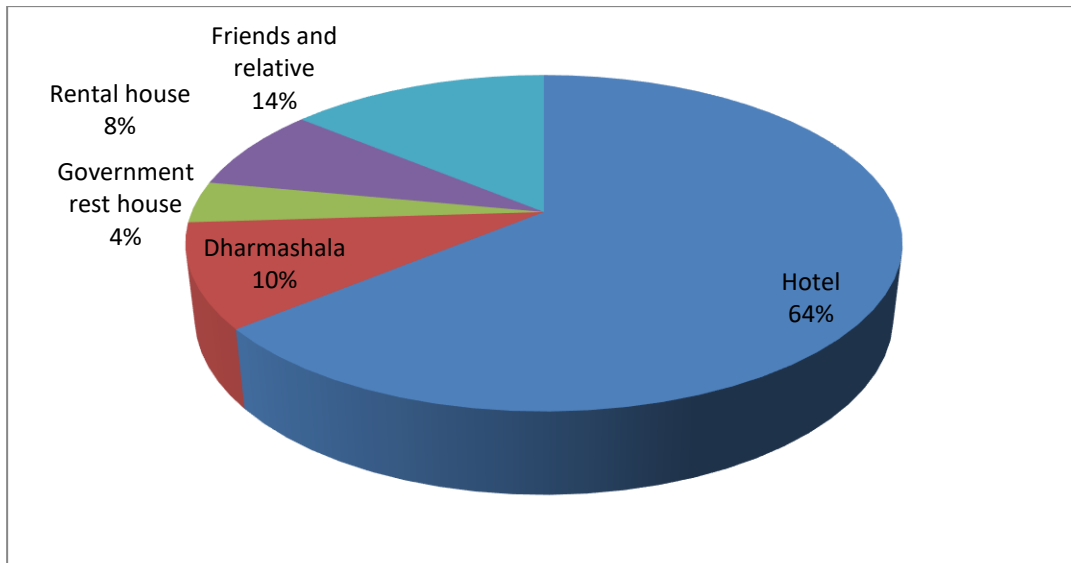


Fig Types of Accommodation used by Tourists

Nainital has a good accommodation facilities with hundreds of hotels with different categories. With different income groups of tourist visit Nainital and its surrounding areas , Nainital offers accommodation to all its comers to the region rich or poor. There are many hotels of middle class along with high rated hotels to accomodate its visitors. The below table no. 6 reveals the types of accommodation prefences of the tourist groups of various level of choices. The table reveals that 32 out of 50 tourist(64%) preferred to stay in hotels of various sorts. About 10% of the total stayed in dharmashalas established in the region due to its chief cost. It was followed by friends and relative (7), rental houses (8%), and only 8% used government rest houses when they visited the region.

Table 6 Tourist Facilities Satisfaction Analysis.

Facility Category	Highly Satisfied	Satisfied	Less satisfied	Satisfaction Index*
Transport	64%	24%	12%	84.00
Communication	54%	26%	20%	78.00

Cleanliness	70%	20%	10%	86.67
Healthcare	58%	22%	20%	79.33
Parking	52%	28%	20%	77.33

Source: Field Survey, 2023

***Satisfaction Index; Weighted average (Highly Satisfied=3, Satisfied=2, Less Satisfied=1)**

The above table shows the tourist responses about the facilities they used during their visit to the destination. Their views are important to know about the tourist facilities and its conditions in the study area. It is found that 64% of the tourist are strongly satisfied to transport facilities available, 24% are just satisfied and 12% are less satisfied. About communication and network, 54% said they are highly satisfied while 26% just satisfied and only 20% are less satisfied. Cleanliness and tidiness are also important variable at the destination, so 70% tourist strongly satisfied with this, 20% just satisfied while only 10% are less satisfied. 58% were strongly satisfied about the health and medical services, 22% satisfied and 20% less satisfied. Proper Parking at the tourist place is utmost important , in failure to this leads traffic jam issues etc .52% tourist strongly satisfied with the parking facilities , while 28% said ok means just satisfied and 20% less satisfied. Thus it was found that the tourist facilities available or used by the tourist need to be more properly and easily accessible so that tourists do not feel uncomfortable during their visit.

Tourist Arrival Trends

Tourism is one of the fastest growing industries in the world. It is boosting country's economy as well as providing employment to hundreds of people directly and indirectly in the country as well as the region in particular. Tourism in Nainital and its surrounding, is growing day by day and thousands of tourist throught this beautiful lake region every year. Tourist with their families, friends, relatives etc visit this region to enjoy the natural beauty of glittering lakes and panoramic view of snow covered mountains from different parts of the country as well as world. Nainital is bestowed with many recreational resources which draw thousands of holiday- makers and nature lovers around it. Nowadays couples used to visit to enjoy their honeymoon and spend some time in the lap of nature. Thus tourist arrival has increased many fold in recent times. It is found that the tourist arrival in the district is less in the winter season due to harsh weather condition while it is start boosting in summer season when most part of country is facing extreme heat specially during summer.

The table reveal that during the months of off season that is mid December to mid February , tourist avoid travelling to hill areas because of extreme cold. There is a expectation to this, as scores of tourist visit the hill station to celebrate some special occasion like Christmas, New Year party celebration or some other special events organized. With the start of summer season, the country faces extreme of climates specially in plain areas of the country. The climates is so hot and scorching during the summer that people used to travel some cold and

peaceful hill station to avoid the extreme of temperature prevailing in their region. Table below shows that the arrivals of tourist start increasing day by day from mid March to the end of June months. The graph of tourist keeps on rising up to month of June. Then after the tourist visit slows down with the start of monsoon season that is mid June to September last. Finally it increases gradually from October to mid December, thereafter occasional increase during same periods.

Table 7 Domestic and Foreign Tourist Arrival in Nainital District (2011 to 2023)

Year	Domestic Tourists	Foreigner Tourists	Total Arrivals	Domestic Growth (%)	Foreigner Growth (%)	Total Growth (%)
2011	786705	7123	793828	-	-	--
2012	834405	9410	843815	6.06	32.11	6.30
2013	898077	8256	906333	7.63	-12.26	7.41
2014	737130	7088	744218	-17.92	-14.15	-17.89
2015	750501	7622	758123	1.81	7.53	1.87
2016	808903	6902	815805	7.78	-9.45	7.61
2017	866164	7231	873395	7.08	4.77	7.06
2018	910323	8329	917652	5.10	15.18	5.07
2019	924316	9341	933657	1.54	12.15	1.74
2020	924341	9565	933906	0.00	2.40	0.03
2021	212981	2768	215749	-76.96	-71.06	-76.90
2022	325626	633	326259	52.89	-77.13	51.22
2023	525656	4020	529676	61.42	534.60	62.35

Source: District Tourism Office, Nainital.

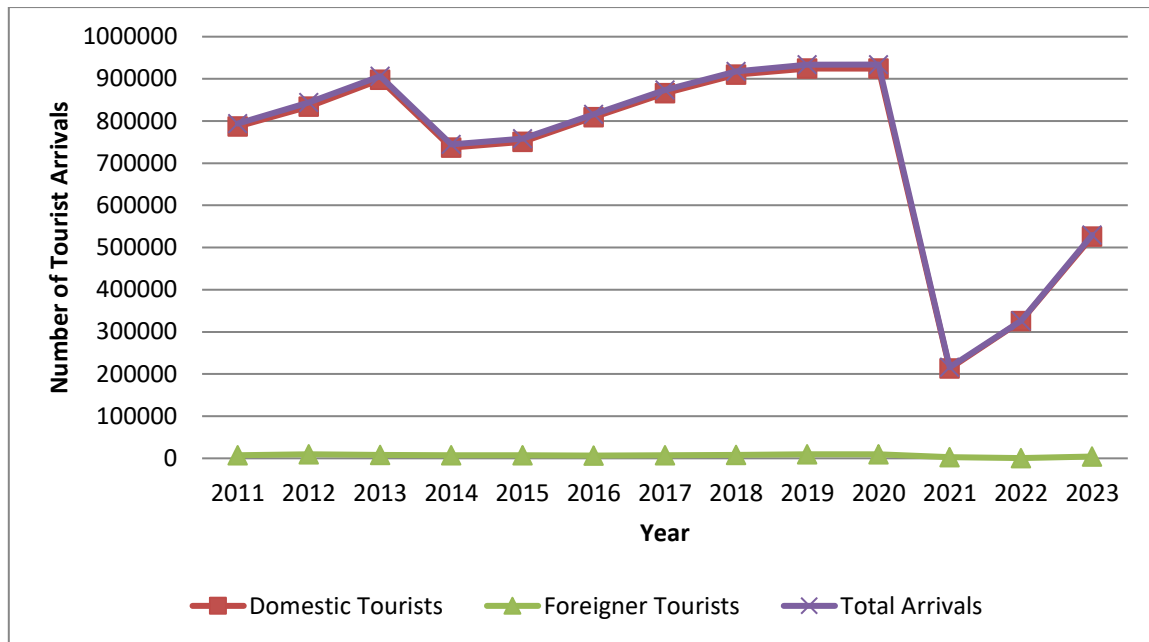


Fig 7 Tourist Arrivals in Nainital District 2011-23

Table 7 given underneath flow of domestic and foreign tourist arrivals in Nainital district. The number of domestic tourist arrival in Nainital district during 2011 over 2015 was showing positive growth rate, while arrivals of foreign tourists is reduced which shows negative growth rate. In 2015 over 2023 domestic tourism in Nainital reduces and the growth was negative. As well as the foreign tourist arrival reduces to which also shows pessimistic growth due to restriction related to COVID 19 the world wide tourism was effected because global people were dealing with pandemic. Some other factors are which also effect tourism influx are socio-economic, political, natural epidemics etc. which influence tourism influx

Overall Trends

Tourist arrival data reveals significant fluctuations over the study period, with notable impacts from external factors. The highest tourist arrivals occurred in 2019 with 933,906 total visitors (924,341 domestic, 9,565 international). There was a dramatic decline in 2020 to 215,749 visitors (-76.90% decrease), with partial recovery in 2023 to 529,676 visitors (62.35% increase from 2020 but still 65% below 2019 levels) due to global pandemic.

In terms of domestic tourist it showed consistent growth from 2010-2019, with temporary declines in 2013. The COVID-19 pandemic caused severe disruption, though recovery began in 2021. On the other hand, international tourist arrivals displayed more volatile patterns with significant decline during the pandemic period, showing -77.13% growth in 2021 compared to previous years. Tourist arrivals demonstrate clear seasonal patterns from the table. The peak season starts from March-June, coinciding with extreme heat in plains regions till June months gradually it starts declining with the arrivals of monsoon. Again tourist arrivals become active from October onwards. December-February typically experiences lower numbers except for special occasions (Christmas, New Year).

The Nainital district has tremendous tourism potential due to its abundant natural assets, which include lakes, mountains, forests, and animals. Its accessibility via well-connected transportation networks improves visitor convenience. The district also has a well-developed infrastructure, including plenty of accommodations and services. Its appeal is further enhanced by its cultural history, which is rich in historical and theological significance. The region's favorable environment during peak seasons reinforces its reputation as an attractive tourist destination.

Challenges and Opportunities

While the Nainital district has generally favorable tourist satisfaction, there is room for development in parking, healthcare, and communications infrastructure. A high repeat trip percentage (52%) demonstrates considerable appeal, but it also highlights the need for sustainable tourism strategies to prevent overtourism. The dominance of domestic tourists (almost 99%) demonstrates the potential for foreign market expansion, yet the pandemic stresses the importance of maintaining a strong domestic foundation. Tourism, being the principal economic driver, has a considerable contribution to local employment; yet, the COVID-19 impact highlights the sector's susceptibility and the significance of diversifying the area economy.

Conclusions and Recommendations

Recreation and adventure are the primary drivers of tourism in Nainital, with 42% of visitors citing these as significant motivators, emphasizing the need for improved outdoor facilities. A high commitment rate, demonstrated by 52% return visitors, indicates great satisfaction. The preponderance of tourists aged 20 to 40 (48%) provides opportunity to diversify marketing efforts to different age groups. The preference for personal vehicles (50%) highlights the need for better road and parking facilities. While overall service satisfaction is high, improvements in parking, healthcare, and communication are required. The COVID-19 pandemic severely impacted tourism, but recovery patterns began in 2021.

Strategic Recommendations

The strategic framework for sustainable tourism development encompasses four key areas. Infrastructure development requires enhancing parking facilities to meet growing vehicle demands, improving healthcare and emergency services, and strengthening digital connectivity networks. Market development should focus on targeted strategies for underrepresented demographics, specialized international tourist packages, and off-season cultural programming. Sustainable tourism practices must include carrying capacity assessments, environmental protection protocols, and eco-friendly tourism promotion. Crisis management necessitates robust disruption protocols, diversified seasonal offerings, and domestic market resilience strategies.

Future research should prioritize four critical areas: comprehensive carrying capacity studies with detailed environmental impact assessments, thorough economic impact analysis evaluating tourism's broader contributions, comparative benchmarking studies against similar

hill station destinations, and longitudinal monitoring of post-pandemic recovery patterns. These research initiatives will provide evidence-based insights for informed policy decisions and sustainable tourism planning, ensuring long-term destination viability while balancing economic growth with environmental preservation.

References

1. Bhatia, K. A. (1983). *Tourism Development: Principles and Practices*. Sterling Publishers, New Delhi.
2. Dileep, R. M. (2019). *Tourism: Concepts, Theory and Practice*. Shree Maitrey Printech Pvt. Ltd., Noida.
3. District Tourism Office, Nainital. (2021). *Tourist Arrival Statistics 2010-2021*. Government of Uttarakhand.
4. Kaur, J. (1980). Re-evaluating Nainital tourism capacity for diffusion: Planned tourism activity in the Kumaun Lake Basins. In T. V. Singh (Ed.), *Studies in Himalayan Ecology and Development Strategies* (pp. 195-210). The English Book Store, New Delhi.
5. Kayastha, S. L., & Rai, H. C. (1983). Nainital: A case study in tourism. *Hill Geographer*, 2(2), 45-62.
6. Singh, S. K., & Nag, P. (1999). *Tourism and Trekking in Nainital Region*. Concept Publishing Company, New Delhi.
7. Singh, T. V., & Kaur, J. (Eds.). (1980). *Studies in Himalayan Ecology and Development Strategies*. The English Book Stores, New Delhi.
8. Swain, S. K., & Mishra, J. M. (2019). *Tourism: Principles and Practices*. Oxford University Press, New Delhi.
9. World Tourism Organization. (1995). *Concepts, Definitions, Classifications of Tourism Statistics*. UNWTO, Madrid.